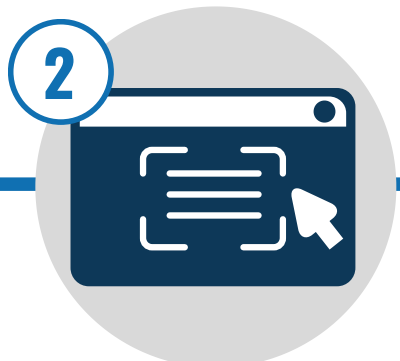




HOW TO FIND OUT IF TAXES ARE OWED ON A PROPERTY

You can quickly find out if back taxes are owed on a property - make sure you check **BEFORE** you buy!

You can do this search online, or with a phone call. It only takes a few minutes and is **one of the most important things you need to check** before buying land because as the new owner you would be responsible for these debts.



2

Click on the County's Treasurer's page.
Look for keywords on the Treasurer's page like "**online parcel search**" or "**treasurer parcel search**".



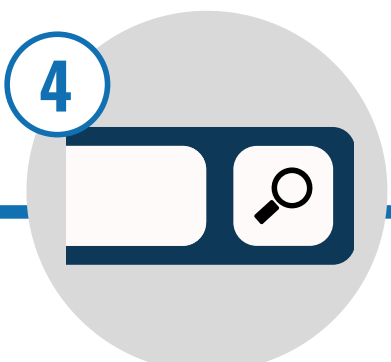
1

Find the Treasurer's page for the County.
Go to Google and type in "**name of County** treasurer parcel search".




3

Access the Treasurer's Online Database.
You may need to accept a disclaimer to access the Treasurer's online database.



4

Search Using the Property's APN.
You're going to need the **Assessor's parcel number** (APN). Type in the "Parcel Number" box and click "Search".



6

View Property Tax History
In the APN results, look for keywords like "**view property tax history**", and see if there are any outstanding dues.



5

Check Out the Results for Your APN.
Make sure you look only at the results related to your **APN**. Click around and explore your property info.



Sometimes the online information isn't the most current. To be sure, **call the Treasurer's office directly** and get the most current information on taxes and debts owing.

The Treasurer's contact information should be shown on the online database or the Treasurer's website.



Would a video tutorial be easier to follow? You can find a video walkthrough of these steps here:

<https://www.compasslandusa.com/check-property-back-taxes-liens/>