

# MAIN LINE

MARKET REPORT

November 2020

**VILLANOVA, PENNSYLVANIA**

**KIMMY ROLPH**

(610) 254-8485

[kimmy.rolph@foxroach.com](mailto:kimmy.rolph@foxroach.com)



# HIGHLIGHTS

NOVEMBER 2020

MAIN LINE  
MARKET REPORT

## HOMES SOLD

LAST MONTH

143

Oct 2020: 158

Dec 2019: 135

## AVERAGE PRICE

LAST 6 MONTHS

\$674,440

\$715,890 in Oct 2020

\$592,652 in Dec 2019

## EXPECT TO PAY

LAST 6 MONTHS

99%

## SALES

143 homes were sold in November. On average the sales price was 1% above the listing price.

## PRICES

Average sales price in November was \$719,194. November was up from \$715,890 in October, and up from \$592,652 in December of 2019.

## MARKET TIME

Average days on market for the Main Line neighborhood in November was 37, down from 39 in October.

## MARKET HOTNESS

**STEADY MARKET:** Homes sell, on average, as fast as other areas across the county.

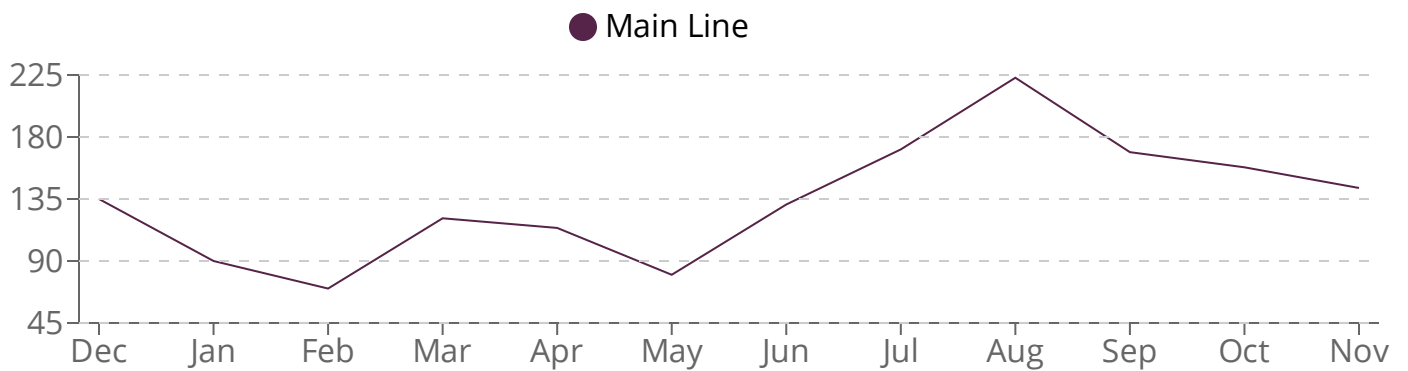


**MAIN LINE**  
DELAWARE, PENNSYLVANIA

*Based on six-month median days on market.*

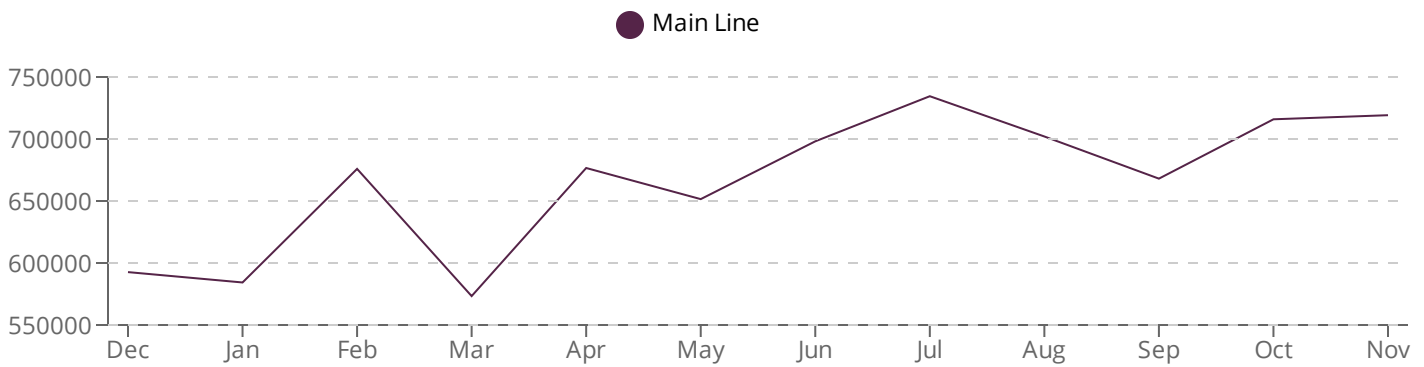


## NUMBER OF HOMES SOLD

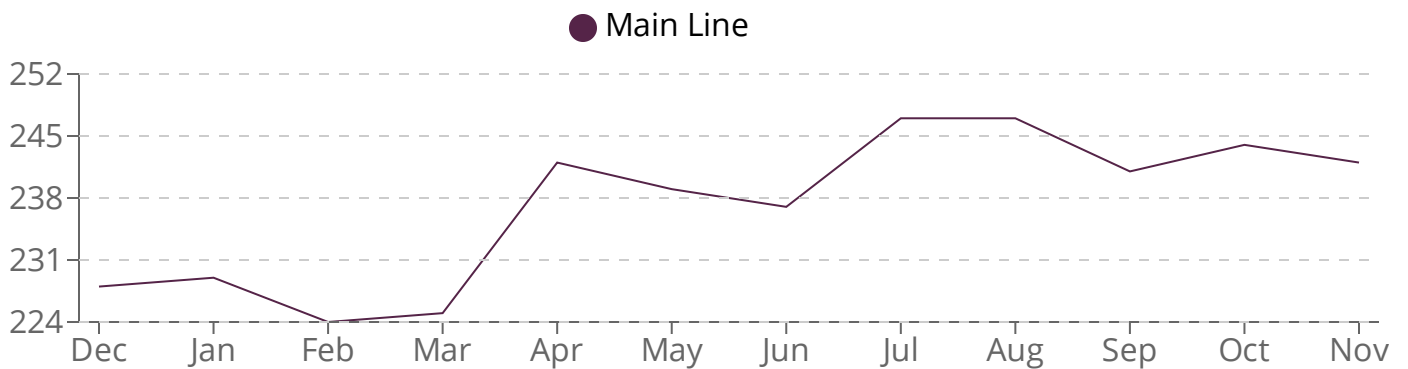


## MEDIAN SALE PRICE

BASED ON TOTAL UNITS SOLD



## AVERAGE PRICE PER SQUARE FOOT



# MARKET ACTIVITY

NOVEMBER 2020

MAIN LINE  
MARKET REPORT

## RECENTLY SOLD

ADDRESS	SOLD DATE	BED	BATH	SQFT	SOLD PRICE
237 W MONTGOMERY AVE #1L	Dec 02 2020	1	2	990	\$185,000
219 SHEAS TER	Dec 02 2020	3	1	1,008	\$199,900
1001 NORTH LN	Dec 01 2020	5	7	6,717	\$2,585,000
500 S WATERLOO RD #LOT 2	Dec 01 2020	4	4	4,678	\$1,100,000
138 MONTROSE AVE #49	Dec 01 2020	3	3	2,056	\$339,000
529 ROCK GLEN DR	Dec 01 2020	4	2	2,261	\$515,000
127 E SPRING AVE	Dec 01 2020	3	1	1,056	\$199,900
416 WEST AVE	Dec 01 2020	3	2	2,048	\$649,000
821 MILMAR RD	Dec 01 2020	5	4	3,885	\$1,000,000
341 CONSHOHOCKEN STATE RD #H	Nov 30 2020	3	3	2,048	\$549,900
442 INVERARAY ROAD	Nov 30 2020	3	4	4,254	\$950,000
271 BLACKBURN DR	Nov 30 2020	5	9	9,591	\$2,350,000

## RECENTLY LISTED

ADDRESS	LIST DATE	BED	BATH	SQFT	LIST PRICE
330 HAMILTON RD	Dec 03 2020	4	4	3,265	\$849,000
787 WOODLEA RD	Dec 03 2020	4	3	2,933	\$785,000
16 L FLEUR	Dec 03 2020	2	2	1,480	\$349,000
17 VILLAGE SQ	Dec 02 2020	3	2	2,378	\$689,000
500 E LANCASTER AVE #122C	Dec 02 2020	2	1	850	\$245,000
104 W MONTGOMERY AVE #A	Dec 02 2020	1	1	578	\$172,000
840 BRYN MAWR AVE	Dec 02 2020	6	4	5,356	\$1,475,000
601 S DEVON AVE	Dec 02 2020	4	2	1,988	\$400,000
303 COUNTRYVIEW DR	Dec 01 2020	4	4	3,318	\$795,000
1192 BERWYN PAOLI RD	Dec 01 2020	4	4	4,415	\$1,200,000
930 W MONTGOMERY AVE #105	Dec 01 2020	2	2	1,348	\$259,500
226 HAMPDEN AVE	Dec 01 2020	5	4	2,194	\$859,900

