

RADNOR TOWNSHIP SCHOOL DISTRICT

MARKET REPORT

November 2020

RADNOR TOWNSHIP, PENNSYLVANIA

KIMMY ROLPH

(610) 254-8485

kimmy.rolph@foxroach.com



HIGHLIGHTS

NOVEMBER 2020

RADNOR TOWNSHIP SCHOOL DISTRICT

MARKET REPORT

HOMES SOLD

LAST MONTH

27

Oct 2020: 30

Dec 2019: 25

AVERAGE PRICE

LAST 6 MONTHS

\$837,253

\$907,367 in Oct 2020

\$644,371 in Dec 2019

EXPECT TO PAY

LAST 6 MONTHS

98%

SALES

27 homes were sold in November. On average the sales price was 1% above the listing price.

PRICES

Average sales price in November was \$916,323. November was up from \$907,367 in October, and up from \$644,371 in December of 2019.

MARKET TIME

Average days on market for the Radnor Township School District neighborhood in November was 45, down from 47 in October.

MARKET HOTNESS

SLOW MARKET: Homes are selling significantly slower than the county average, sometimes by months.



DELAWARE, PENNSYLVANIA

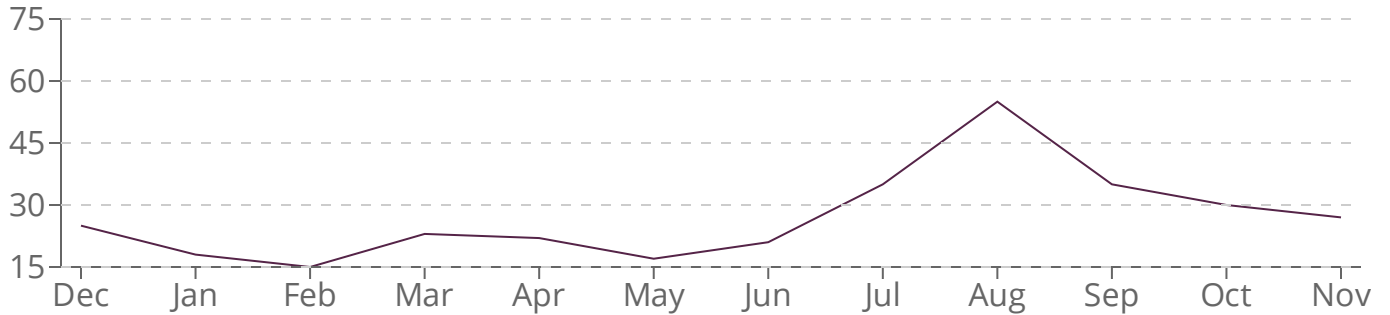
RADNOR TOWNSHIP SCHOOL DISTRICT

Based on six-month median days on market.



NUMBER OF HOMES SOLD

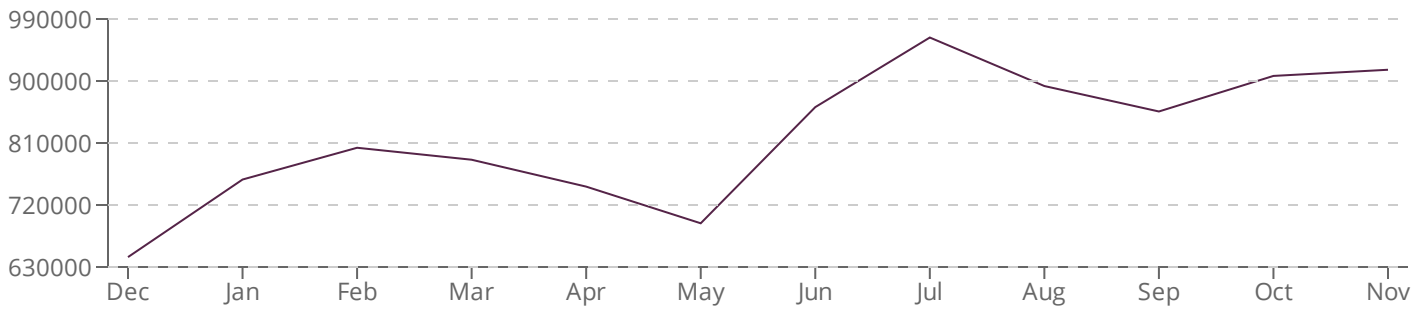
● Radnor Township School District



MEDIAN SALE PRICE

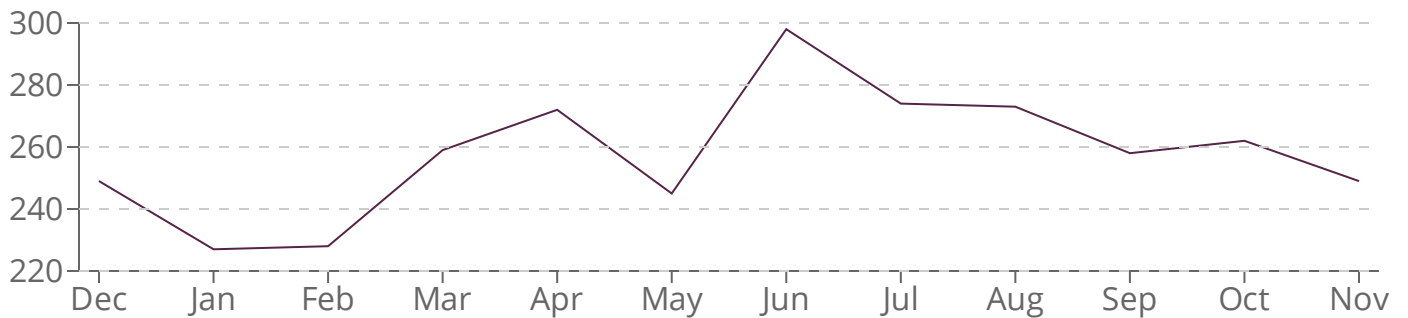
BASED ON TOTAL UNITS SOLD

● Radnor Township School District



AVERAGE PRICE PER SQUARE FOOT

● Radnor Township School District



MARKET ACTIVITY

NOVEMBER 2020

RADNOR TOWNSHIP SCHOOL DISTRICT

MARKET REPORT

RECENTLY SOLD

ADDRESS	SOLD DATE	BED	BATH	SQFT	SOLD PRICE
138 MONTROSE AVE #49	Dec 01 2020	3	3	2,056	\$339,000
416 WEST AVE	Dec 01 2020	3	2	2,048	\$649,000
821 MILMAR RD	Dec 01 2020	5	4	3,885	\$1,000,000
442 INVERARAY ROAD	Nov 30 2020	3	4	4,254	\$950,000
211 S SPRING MILL RD	Nov 25 2020	5	5	4,002	\$1,375,000
348 LOUELLA AVE	Nov 25 2020	6	5	N/A	\$1,350,000
713 MILLER ST	Nov 24 2020	3	2	1,112	\$349,900
109 WOODED LN	Nov 24 2020	5	3	2,786	\$550,000
305 S DEVON AVE	Nov 24 2020	3	2	2,022	\$339,900
476 ROLLING RD	Nov 24 2020	5	4	3,838	\$719,000
1030 E LANCASTER AVE #630	Nov 23 2020	2	1	825	\$140,000
1030 E LANCASTER AVE #305	Nov 23 2020	2	1	825	\$135,000

RECENTLY LISTED

ADDRESS	LIST DATE	BED	BATH	SQFT	LIST PRICE
787 WOODLEA RD	Dec 03 2020	4	3	2,933	\$785,000
500 E LANCASTER AVE #122C	Dec 02 2020	2	1	850	\$245,000
601 S DEVON AVE	Dec 02 2020	4	2	1,988	\$400,000
303 COUNTRYVIEW DR	Dec 01 2020	4	4	3,318	\$795,000
316 W WAYNE AVE #2	Nov 30 2020	3	3	1,138	\$415,000
690 GLENMARY RD	Nov 24 2020	4	3	2,100	\$869,000
163 EATON DR	Nov 23 2020	4	3	2,240	\$749,000
1030 E LANCASTER AVE #809	Nov 22 2020	1	1	600	\$125,000
828 PADDOCK DR	Nov 21 2020	5	4	3,569	\$749,900
251 WILLOW AVE	Nov 18 2020	3	2	1,668	\$529,000
376 MORRIS RD	Nov 18 2020	4	4	3,110	\$995,000
108 HARVARD LN	Nov 18 2020	3	4	3,080	\$1,450,000

